



# The Monthly Report

From the Senate Appropriations Committee

Robert J. Thompson, Chairman

September 2005

## SENATE APPROPRIATIONS COMMITTEE STAFF

### Thomas W. Starke

Executive Director 787-1456

### Gregory K. Jordan

Budget Analyst 787-3262

*Fiscal Notes, Capital Budget,  
Pension/Retirement Issues*

## Budget Analysts and Assignments

### Mary Hisrich 783-3465

*Aging, Health, Insurance, Public Welfare, State*

### Tom Horan 787-1457

*Treasury, Community & Economic Development,  
Revenue, Revenue Projections/Tax Matters,  
Lottery, Local Government*

### Vacant 783-1212

*Governor's Office,*

*Executive Offices including:*

*Human Relations Commission*

*PA Council on the Arts*

*PA Commission on Crime & Delinquency*

*Agriculture, Banking, Civil Service Commission,*

*Consumer Advocate, Corrections,*

*Historical & Museum Commission, Judiciary,*

*Liquor Control Board,*

*Military & Veterans Affairs,*

*Milk Marketing Board, Probation & Parole,*

*Public Utility Commission,*

*Securities Commission,*

*State Police, Transportation*

### Russ Miller 783-3466

*Education, General Services, PHEAA,*

*Public Television Network,*

*State Tax Equalization Board, Libraries*

### Lori Taylor 783-8235

*Attorney General, Auditor General,*

*Conservation & Natural Resources,*

*Emergency Management Agency,*

*Environmental Protection, Ethics Commission,*

*Fish Commission, Game Commission,*

*Housing Finance Agency, Labor & Industry,*

*PennVEST,*

*Legislature including:*

*Health Care Cost Containment Council*

## FY 05-06 Revenue on Target

During July 2005, collections of General Fund revenues ran ahead of the monthly estimate by \$10.9 million, for a total of \$1.736 billion. All major revenue sources were slightly above the amounts anticipated to be received in July. August General Fund receipts of \$1.566 billion were \$1.2 million, or less than on tenth of one percent, below projections. As a result, General Fund revenue collections of \$3.302 billion through the first two months of fiscal year 2005-06 are \$9.7 million above the official estimate for that period.

A review of the data for August, provided by the Department of Revenue, shows:

Sales Tax receipts totaled \$685.5 million for August, which was \$12.2 million below estimate. Sales Tax collections year-to-date total \$1.5 billion, which is \$2.7 million below estimate or 0.2 percent less than anticipated.

Personal Income Tax (PIT) revenue in August was \$594 million, which was \$1.7 million above estimate. This brings year-to-date PIT collections to \$1.2 billion,

which is \$1.7 million or 0.1 percent above estimate.

August Corporation Tax revenue of \$51.3 million was \$5.4 million above estimate. Year-to-date Corporation Tax collections total \$149.5 million, which is \$6.8 million or 4.8 percent above estimate.

Other General Fund revenue figures for the month included \$56.6 million in Inheritance Tax, which was \$9.7 million below estimate, bringing the year-to-date total to \$120.8 million, which is \$9.7 million below estimate.

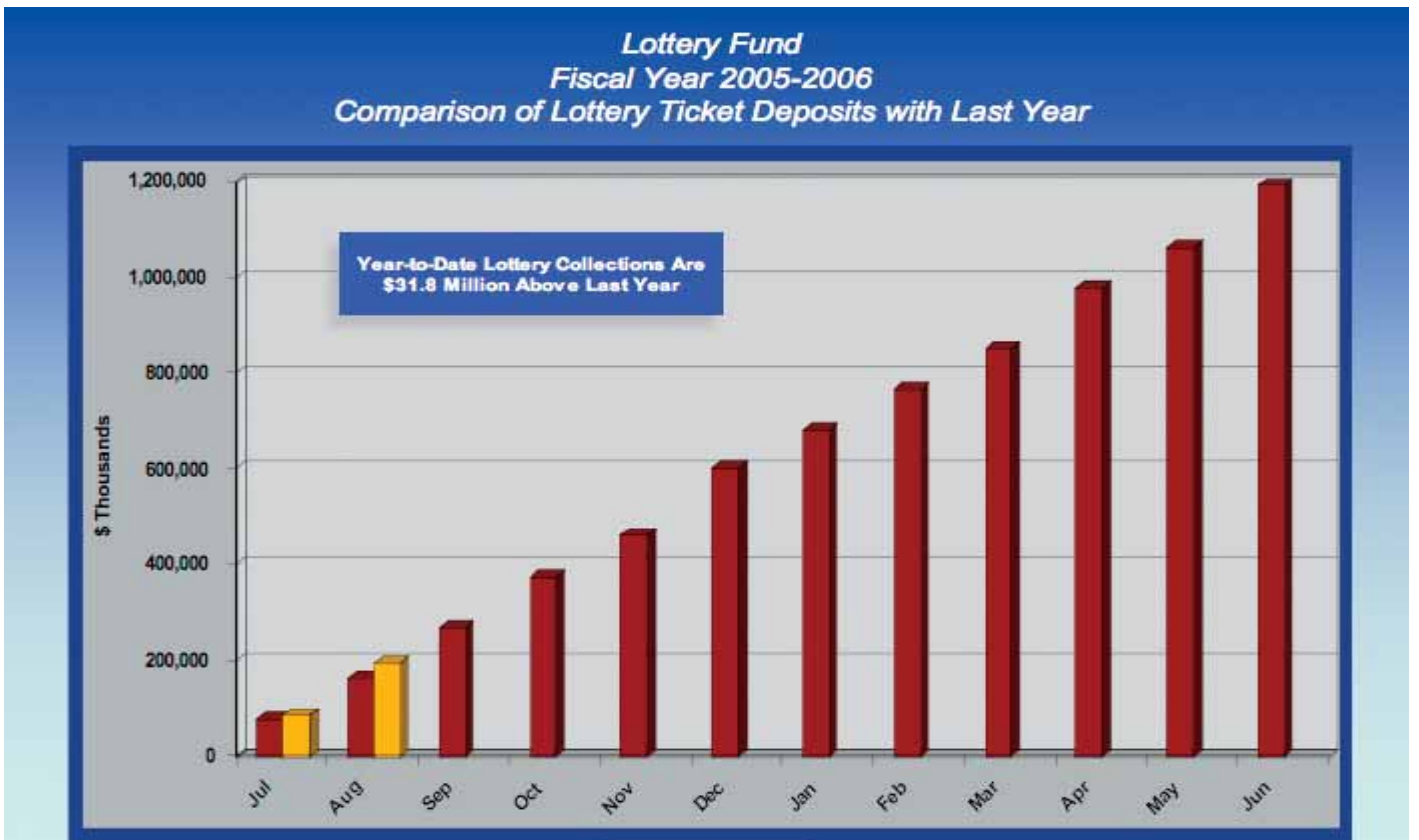
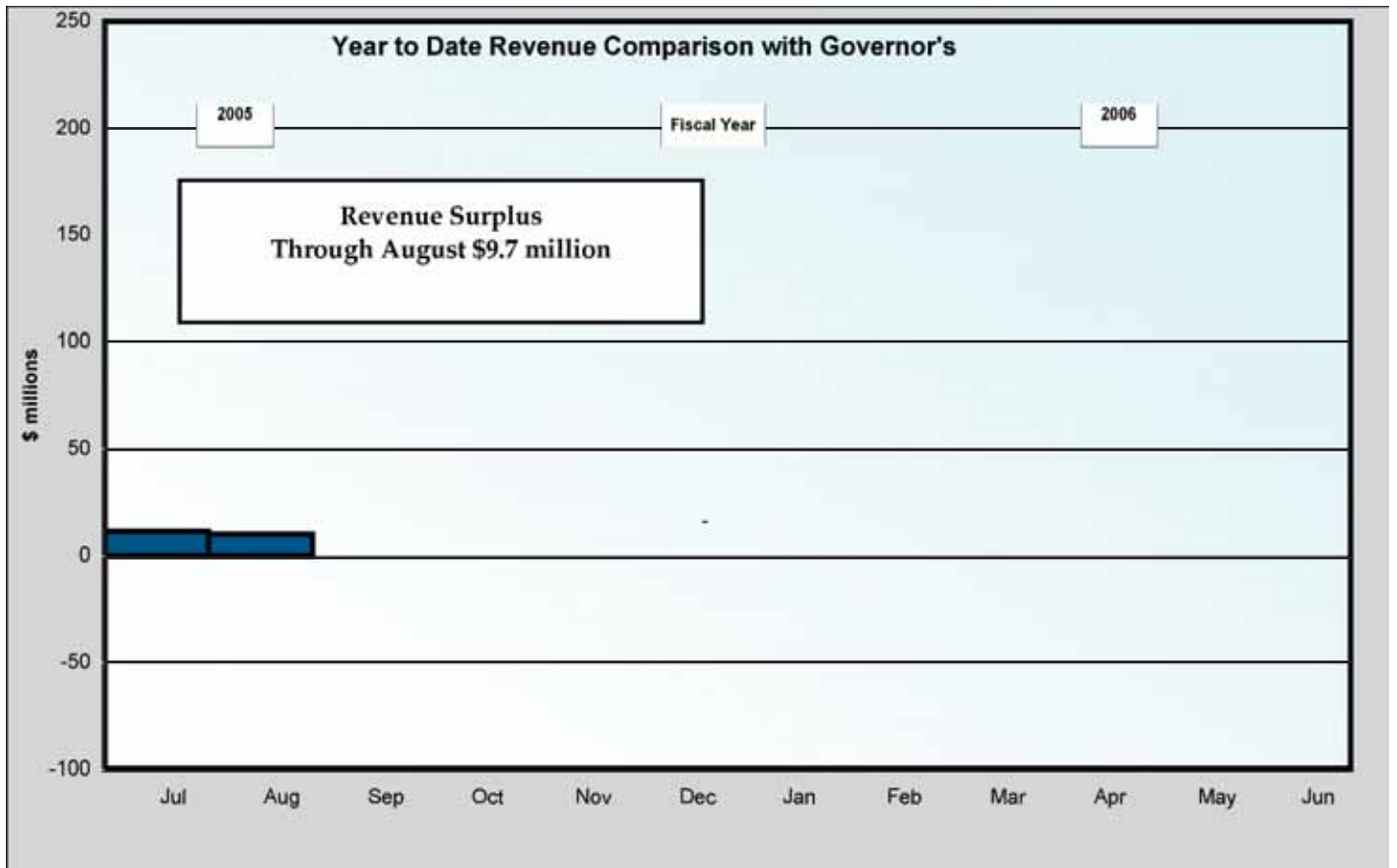
Realty Transfer Tax was \$54.3 million for August, bringing the total to \$108.9 for the year which is \$5.9 million more than anticipated.

Other General Fund revenue including the Cigarette, Malt Beverage and Liquor Tax totaled \$124.7 million for the month, \$7.6 million above estimate, bringing the year-to-date total to \$226.8 million, which is \$7.7 million above estimate.

*This newsletter will be available on the Senate  
Republican Caucus website at:*

[www.pasenategop.com](http://www.pasenategop.com)



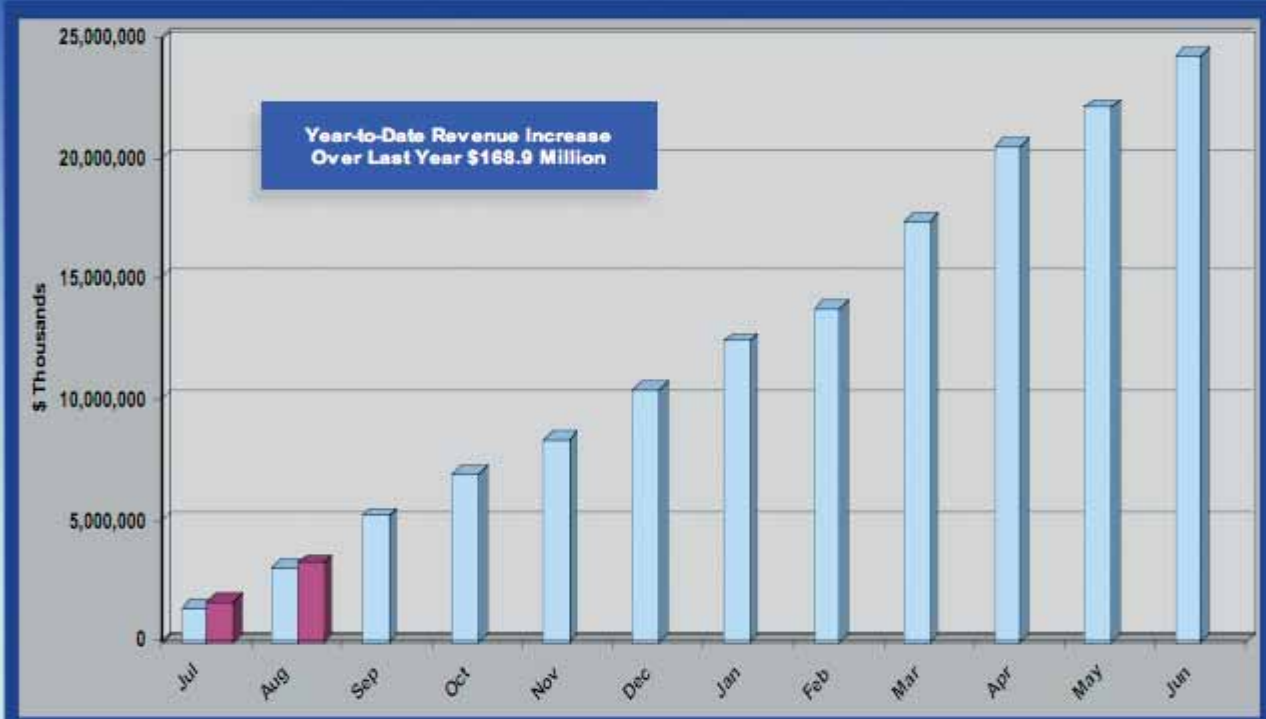


## Appropriations Committee Monthly Revenue Report

## Appropriations Committee Monthly Revenue Report

Wednesday, August 31, 2005 Account:	(data in thousands of dollars)						
	Revenue 2004-05	For the month of August			For the year through August		
	thru August	Revenue	Official Estimate	Surplus (Deficit)	Revenue	Official Estimate	Surplus (Deficit)
<b>CORPORATE TAXES:</b>							
Clearing Account	-\$111	(\$10,647)	\$0	(\$10,647)	\$9,725	\$0	\$9,725
Corp. Net Income	\$64,911	\$41,700	\$25,700	\$16,000	\$93,801	\$94,800	(\$999)
Cap. Stock & Franchise	\$40,202	\$18,745	\$17,600	\$1,145	\$41,018	\$43,200	(\$2,182)
Gross Receipts	\$1,958	\$2,157	\$100	\$2,057	\$3,116	\$1,000	\$2,116
PURTA	\$23	\$155	\$0	\$155	\$426	\$300	\$126
Insurance Premiums	\$1,576	\$455	\$1,600	(\$1,145)	\$596	\$1,900	(\$1,304)
Financial Institutions	\$864	\$744	\$700	\$44	\$827	\$700	\$127
Other Selective Bus. Taxes	-\$1,746	(\$1,969)	\$200	(\$2,169)	\$619	\$600	\$19
<b>CORPORATE TAX TOTAL</b>	<b>\$107,677</b>	<b>\$51,339</b>	<b>\$45,900</b>	<b>\$5,439</b>	<b>\$150,128</b>	<b>\$142,500</b>	<b>\$7,628</b>
<b>CONSUMPTION TAXES:</b>							
Sales, Use & Occupation Tax	\$1,380,010	\$685,503	\$697,700	(\$12,197)	\$1,466,960	\$1,469,700	(\$2,740)
-Motor Vehicle Sales	\$219,978	\$133,856	\$128,800	\$5,056	\$243,775	\$238,700	\$5,075
-General (net of transfers)	\$1,160,032	\$551,647	\$568,900	(\$17,253)	\$1,223,185	\$1,231,000	(\$7,815)
Cigarette Tax	\$123,145	\$70,911	\$73,000	(\$2,089)	\$123,245	\$125,300	(\$2,055)
Malt Beverage Tax	\$4,489	\$2,307	\$2,200	\$107	\$4,685	\$4,600	\$85
Liquor Tax	\$32,454	\$15,325	\$15,200	\$125	\$30,424	\$30,300	\$124
<b>CONSUMPTION TAX TOTAL</b>	<b>\$1,540,098</b>	<b>\$774,046</b>	<b>\$788,100</b>	<b>(\$14,054)</b>	<b>\$1,625,314</b>	<b>\$1,629,900</b>	<b>(\$4,586)</b>
<b>OTHER TAXES:</b>							
Personal Income Tax	\$1,167,171	\$594,008	\$592,300	\$1,708	\$1,229,815	\$1,228,100	\$1,715
-Withheld PIT	\$1,108,972	\$555,054	\$559,500	(\$4,446)	\$1,157,636	\$1,162,100	(\$4,464)
-Quarterly & Annual PIT	\$58,199	\$38,954	\$32,800	\$6,154	\$72,179	\$66,000	\$6,179
Realty Transfer Tax	\$93,959	\$54,263	\$48,300	\$5,963	\$108,919	\$103,000	\$5,919
Inheritance & Estate Tax	\$128,139	\$56,591	\$66,300	(\$9,709)	\$120,787	\$130,500	(\$9,713)
Minor & Repealed	\$222	\$186	\$100	\$86	\$228	\$100	\$128
<b>OTHER TAXES TOTAL</b>	<b>\$1,389,491</b>	<b>\$705,048</b>	<b>\$707,000</b>	<b>(\$1,952)</b>	<b>\$1,459,748</b>	<b>\$1,461,700</b>	<b>(\$1,952)</b>
<b>GENERAL FUND TAXES</b>	<b>\$3,037,266</b>	<b>\$1,530,433</b>	<b>\$1,541,000</b>	<b>(\$10,567)</b>	<b>\$3,235,190</b>	<b>\$3,234,100</b>	<b>\$1,090</b>
<b>NON-TAX REVENUES</b>	<b>\$96,517</b>	<b>\$35,976</b>	<b>\$26,600</b>	<b>\$9,376</b>	<b>\$67,453</b>	<b>\$58,800</b>	<b>\$8,653</b>
<b>GENERAL FUND</b>	<b>\$3,133,783</b>	<b>\$1,566,409</b>	<b>\$1,567,600</b>	<b>-\$1,191</b>	<b>\$3,302,642</b>	<b>\$3,292,900</b>	<b>\$9,742</b>
<b>MOTOR LICENSE FUND:</b>							
Liquid Fuels Tax	\$211,093	\$47,740	\$55,730	(\$7,990)	\$226,288	\$234,270	(\$7,982)
Fuels Use Tax	\$12,707	\$13,646	\$12,970	\$676	\$13,660	\$12,980	\$680
Motor Carriers Road Tax	\$3,328	\$1,849	\$1,520	\$329	\$3,626	\$3,320	\$306
Alternate Fuels	\$27	\$27	\$10	\$17	\$38	\$20	\$18
Clearing Account	\$0	\$2,323	\$0	\$2,323	\$2	\$0	\$2
Gross Receipts Tax	\$0	\$0	\$0	\$0	\$0	\$0	\$0
Oil Company Franchise Tax	\$28,902	\$39,094	\$37,780	\$1,314	\$39,195	\$37,880	\$1,315
Licenses and Fees	\$146,538	\$72,021	\$70,940	\$1,081	\$136,558	\$135,460	\$1,098
Vehicle Code Fines	\$8,134	\$3,664	\$4,220	(\$556)	\$7,994	\$8,530	(\$536)
Miscellaneous	\$12,400	\$10,867	\$7,500	\$3,367	\$21,110	\$17,740	\$3,370
<b>MOTOR FUND</b>	<b>\$423,129</b>	<b>\$191,230</b>	<b>\$190,670</b>	<b>\$560</b>	<b>\$448,471</b>	<b>\$450,200</b>	<b>(\$1,729)</b>

General Fund Tax Collections  
Fiscal Year 2005-2006  
Revenue Comparison with Last Year



General Fund Tax Collections  
Fiscal Year 2005-2006  
Comparison of Official Estimate with Actual Revenue by Month

